

Rahab Helps the Israelite Spies

The Promised Land
Joshua 2

Bible Point

God helps us be brave...and works through us in unexpected ways.

Purpose

Oftentimes, God works in unexpected ways. Rahab's story is compelling and surprising for kids *and* adults because her courage was authentic and unexpected—she wasn't even an Israelite! But from her bold allegiance to God's people, we can understand how faith in God's power offers courage.

Guess what! God works through kids, too. Their lives and their faith just might be part of God's plan to grow *your* friendship with him. As you lead today, look for ways to boldly choose to follow God together!



Prayer

Dear God, thanks for loving us. Please give me courage as I lead children today. In Jesus' name, amen.

Prep


Opening Options	Sing & Play	Bible Discovery & Friendship Finale	Apply-It Options
<ul style="list-style-type: none"> <input type="checkbox"/> Option Cards* <input type="checkbox"/> <i>Water Surprise</i>: water, clear cups, wax paper, permanent markers <input type="checkbox"/> <i>Color Coordinated</i>: pony beads, chenille wires 	<ul style="list-style-type: none"> <input type="checkbox"/> countdown video* <input type="checkbox"/> <i>Music Video</i> DVD* <input type="checkbox"/> <i>Buddy Video</i> DVD* <input type="checkbox"/> Rockette Bible Memory Buddy poster* <input type="checkbox"/> media player <input type="checkbox"/> Bible (bookmark Joshua 1:9) 	<ul style="list-style-type: none"> <input type="checkbox"/> "Rahab Helps the Israelite Spies" Bible Story poster* <input type="checkbox"/> Rockette Bible Memory Buddy stickers* (1 per child) <input type="checkbox"/> Take-It-Home Flyers* (Unit 2, Week 2) (1 per child) <input type="checkbox"/> Bible (bookmark Joshua 2:2-3, 4-5, 7, 8-11, 17-18, 23-24) <input type="checkbox"/> 1-quart resealable bags filled $\frac{3}{4}$ full with water (1 per Crew) <input type="checkbox"/> sharpened pencils <input type="checkbox"/> spray bottle of water <input type="checkbox"/> red crepe paper streamer rolls (1 per Crew) 	<ul style="list-style-type: none"> <input type="checkbox"/> <i>Explore More</i>: Bibles, red crepe paper streamers, black markers, child-safe scissors <input type="checkbox"/> <i>Game</i>: red crepe paper streamers, small paper cups

* in your **Simply Loved Kit**



Opening Options

Set up one—or both—of these intro activities to start your time together. Each activity connects kids to the Bible Point and to each other. Cut apart these Option Cards, and place one by each activity you choose. Crew Guides will follow the directions and build friendships with kids as they make discoveries together!



Water Surprise

Supplies: water, clear cups, wax paper, permanent markers

Use a marker to draw an arrow on a small piece of wax paper. Fill a clear cup with water, then move the arrow behind the cup and watch it change directions. Experiment with drawing other pictures or writing words backward.

? What's something unexpected that happened to you last week?

We may not have expected arrows to appear to flip like that. But a scientific principle called *refraction* causes light to bend when it enters water, making the image appear to reverse.

In our Bible story, things were not as they appeared, either. And God invited an unexpected woman to play an unexpected part in the plan he had for his people. She discovered that **God helps us be brave.**

Color Coordinated

Supplies: pony beads, chenille wires

Mix pony beads, and make a chenille wire boundary around all the beads to contain them. Then call out a color, and give everyone 10 seconds to find and take as many of that color as possible. Repeat, calling out a different color.

? What's your favorite color? What's something you have in that color?

God helps us be brave. In today's Bible story, a woman name Rahab risked her life to help God's people. She had a red rope she used to signal God's people.

Opening

Now's a great time for Opening Options. Choose one—or both—to introduce today's Bible discoveries.



countdown video (1 minute)

Help kids transition, clean up the activities, and sit with Connect Crews. A Connect Crew is a small group of kids with one Crew Guide.

Sing & Play

Hello, friends! Welcome! I'm so excited to see you today! Let's start off with a song! We'll praise Jehovah, which is another name for God.



"Guide Me, O Thou Great Jehovah" music video

Bible Point

God helps us be brave. That's our Bible Point today. Every time you hear the words "**God helps us be brave,**" put your hands on your hips (demonstrate) and say, "We're brave!" Let's try that together.

- Put hands on hips and say, "We're brave!"
- Repeat several times.

Repetition cements learning, so be sure to say today's Bible Point A LOT. Have fun with it! Kids will love listening for it and responding with "We're brave!"

It's time for something unexpected! Quick! Everyone stand up and trade places with someone so you're sitting in a new spot. Pause while everyone moves.

Thanks! Sometimes unexpected things happen out of the blue. But God never changes. No matter what we're facing, **God helps us be brave.** (We're brave!) Let's sing about that!



"No Matter What I'm Facing" music video



We're brave!

Supplies

- Bible
- media player
- Music Video DVD
 - "Guide Me, O Thou Great Jehovah" music video
 - "No Matter What I'm Facing" music video
 - "My Lighthouse" music video
- Buddy Video DVD
 - Rockette Bible Memory Buddy video (Week 2)
- Rockette Bible Memory Buddy poster

Bible Memory Buddy & Verse

Let's check in with our Bible Memory Buddy. Show the Bible Memory Buddy poster. It's Rockette the flying squirrel. How much do you know about flying squirrels? Let's find out with a This-or-That Challenge! You'll hear two fun facts about flying squirrels. It's up to you to decide which is true—this fact or that!

- ❓ Do flying squirrels like to glide around during early morning or late at night?
 - Have everyone say, "Good morning!" to vote for *this* (early morning) or "Good night!" to vote for *that* (late at night).
 - Make a drumroll sound by patting your thighs or the floor.
 - Dramatically give the answer: **Flying squirrels fly only at night. They are nocturnal!**
 - Watch the Bible Memory Buddy video.



Rockette Bible Memory Buddy video (Week 2)



Show the Bible. **The Bible is God's true story of love! It's God's message to us that helps us know God better so we can have faith in him. Our Bible Memory Verse is Joshua 1:9. Let's say the verse together. I'll say a line, and then you repeat after me.**

"Be strong and courageous! *(make muscles)*
Do not be afraid or discouraged. *(shake head "no")*
For the Lord your God is with you wherever you go." *(hug self)*
(Joshua 1:9)

God's Word helps us stay strong and teaches us about God. **God helps us be brave.** *(We're brave!)* God is with us and shines his light to help us see which way to go. God's like our lighthouse. Let's sing about that!



"My Lighthouse" music video

Bible Discovery

Circle Up & Connect

Let's circle up and spend a little time simply getting to know each other in smaller groups called **Connect Crews**.

- Arrange kids into Connect Crews with one helper—or Crew Guide—per group.
 - Invite kids to sit in knee-to-knee circles with their Connect Crews.
 - Have kids give their Crew Guides and each other fist bumps.
 - Have kids take turns saying their names and answering this question. Crew Guides go first.
- ❓ **Tell about a time you were brave.**

The Heart of the Matter

Give each Crew Guide a resealable bag filled with water and several sharpened pencils.

Today in our Bible story, we're going to learn about a woman named Rahab who did something surprising and helped God's people—even though she could have gotten in *big* trouble. She took a big risk.

Have Crew Guides hold up the bags filled with water.

Speaking of risk, these bags filled with water *could* pop and get you all wet. I mean, they look pretty full, don't they? It could happen! What we're going to do next is a little risky.

Have Crew Guides show kids the sharpened pencils.

Supplies

- Bible
- "Rahab Helps the Israelite Spies" Bible Story poster
- 1-quart resealable bags filled $\frac{3}{4}$ full with water (1 per Crew)
- sharpened pencils (4-5 per Crew)
- spray bottle filled with water
- red crepe paper streamer rolls (1 per Crew)

We call helpers Crew Guides. If you lead a small class, you can be the Crew Guide. Simply circle up with the kids. If you have helpers, form smaller groups so each child can be known—and so kids can befriend your helpers, too!



Sometimes we have to do brave things that feel risky—like standing up for a friend who’s being bullied or playing a new sport. We have to be brave. Sometimes things go well. Other times, though, they’re messy. Let’s see what that’s like. Let’s be brave and try something in our Crews. Think about this question.

? When have you had to take a risk?

- Have kids take turns answering that question while holding the bag of water with their arms straight out in front of them.
- As kids give examples, Crew Guides stab a pencil through the water in the bag in one swift, confident motion, puncturing both sides of the bag so water doesn’t spill out. When each child has held the bag and answered the question, continue.

? How was poking the pencils through the bag like taking a risk? Invite a few responses from the whole group.

Sometimes we make choices that can turn out well—or not so well. In today’s Bible passage, we’re going to learn about a woman who had to be very brave and put *everything* at risk for strangers, and all because she believed in God’s power.

- For now, collect the resealable bags with the pencils still through them in an empty trash can. That’ll make for easier cleanup after the lesson is over.

Experience the Bible Story

We’re going to explore our Bible passage today, and I’ll need lots of help. And guess what—you get to be spies! Let’s get started.

The Bible tells us that Joshua, the leader of God’s people, the Israelites, sent two spies to scout out the land of Jericho. God wanted his people to take over Jericho.

Shh! Let’s be spies and quietly sneak across the Jordan River. Be careful, you might get wet! Lead kids to quietly “swim” from one side of the room to the other across a pretend river. Spray them with the spray bottle a few times.

Whew! Great job, spies! Next, the two spies met a woman called Rahab. Although she was from Jericho, she let them stay at her house overnight where they would be safe. She helped hide the spies from the king, who didn’t want Israelites sneaking into his land. Okay, spies, let’s find a place to hide with your Crews. Pause while Crews hide together. Quick! Here come the king’s men.

Stay where you are, and listen carefully as I read what happened. Stay quiet... not a peep!



Read aloud Joshua 2:2-3.

Uh-oh...trouble! Rahab had to decide what she would do. She had to make a choice. Whose side would she be on? The king of Jericho’s side or God’s side? Keep hiding while I read what happened.



Read aloud Joshua 2:4-5.

Welcome a few responses. Be sure to summarize what kids say so everyone can hear.

Show the Bible Story poster. **Whoa. Rahab had to find courage to do something very risky. Even though she wasn't an Israelite, she chose God's side.**

Where were the spies? Point to the poster again. **Do you see them? They were hidden up on her roof under a kind of crop called flax that was drying in the sun. Close your eyes, crouch down, and be very still and very quiet like the spies.** Pause, then stomp your feet as you walk around where the Crews are hiding. They'll hear and feel your presence, but they won't see you. Then pause so it's quiet for a few seconds.

Whisper. **Listen! Do you think the king's men are gone? I don't hear them. I think it's safe to come out.** Have everyone sit up and give friends a reassuring pat on the back.

The king's men were gone. Let's read where they went.



Read aloud Joshua 2:7.

Then Rahab went up on the roof to update the spies. Remember, Rahab was from Jericho. She was under the king's rule, yet she was helping Israelite spies who wanted to take over the land. She knew the spies were Israelites, God's people. Let's talk in our Crews.

- Form knee-to-knee Crew circles.
- ❓ **Why do you think Rahab would have gone against her own king?**
- Give Crews several minutes to talk.

Hmm. Let's read Rahab's explanation.



Read aloud Joshua 2:8-11.

God and his people had quite the reputation! Rahab wanted to be with them. Her choice probably wasn't easy, and she needed courage to do the unexpected and help these spies. But God gave her courage to make a surprising choice. And **God helps us be brave, too. (*We're brave!*)**

Rahab asked the spies for something in return, though. She said, "Promise me that when Jericho is conquered, you'll be good to my family and me." She made them promise. Here's what the spies said. Do what I do, and repeat after me.

**"We offer our own lives, (*plant fist in palm*)
as a guarantee for your safety. (*give thumbs-up*)
If you don't betray us, (*shake head "no"*)
we will keep our promise (*link pinkies with a friend*)
and be kind to you when God gives us this land."** (*place hands over heart*)

Rahab helped the spies escape from Jericho. Her house was built into the city's great wall, so they had to climb down a red rope to sneak away.



Throw out a long, red crepe paper streamer to each Crew. Have everyone take turns pretending to climb down the “rope” and “land” on the floor.

But before they left, they gave her some instructions. Have everyone pretend to climb back up the rope to give instructions.

They said that when they returned, she needed to do something important so they could fulfill their promise to her. It was something else that was risky. Let’s find out what it was.



Read aloud Joshua 2:17-18.

What did Rahab do? She accepted their terms and sent them on their way. Have everyone pretend to climb down the rope and land on the floor again.

Rahab left the red rope hanging from her window so the Israelites could easily find her again, even though it might draw attention from the king’s soldiers. Have Connect Crews roll their red streamers out across the floor.

Then the spies returned across the Jordan River. Ready, spies? You might get wet again! Have kids follow you back across the “river” as you spray them with the spray bottle. **There, they reported back to Joshua.**



Read aloud Joshua 2:23-24.

God had faithfully led his people, and he was about to lead them into the land he’d promised to give them. And he included an unexpected non-Israelite in his plan—Rahab!

God gave Rahab the strength to be brave and help the spies so God’s people could take over Jericho. And **God helps us be brave, too. *(We’re brave!)* Let’s circle up and talk in our Connect Crews again.**

- ❓ **When has God come through for you or someone you know in an unexpected way?** Encourage Crew Guides to go first.
- Crew Guides give thumbs-up when everyone has shared.

God helps us be brave. *(We’re brave!)* **He may work in ways we don’t expect, but he’s promised to be with us every step of the way.** Congratulate “spies” and give them a round of applause.

Now’s a great time for Apply-It Options!
Choose one—or both—of the following
reinforcement activities to support today’s
Bible discoveries before the Friendship Finale.


Apply-It Options

Choose one—or both—of these activities to support kids' learning after Bible Discovery.

Explore More

Supplies: Bibles, red crepe paper streamers, black markers, child-safe scissors

Later, God would help Joshua and the Israelites take over Jericho. And Joshua remembered the spies' promise to Rahab and made sure she and her family were safe. Let's read what happened.


 Distribute Bibles, and help kids find and read Joshua 6:23 together.

Rahab's bravery had a lasting impact on her family. She chose to be on God's side, and that was the best choice! We can trust that during times we feel uncertain, afraid, or worried, God will give us courage. He loves us. God helps us be brave! *(We're brave!)*

Have each child cut a long section of red crepe paper streamer and trim the ends into fringe. Have kids each write "God helps me be brave!" and their name on the streamer. Encourage kids to take the streamers home to hang on a wall.

? What's something you need God to help you be brave with?

God cares for us. When we need to be brave, we can lean on God. He'll always share his strength with us. Take home your streamer, and place it where it'll remind you that God helps us be brave. *(We're brave!)*



Game

Supplies: red crepe paper streamers, small paper cups

Have kids form groups of three or more. Two kids will stretch a streamer between them while the others attempt to stack cups along the streamer. Kids can work together to try to get as many cups as possible balanced on the streamer.

- ?** Describe what was hardest about this game.
- ?** How are those difficulties like or unlike the hard choices Rahab faced?

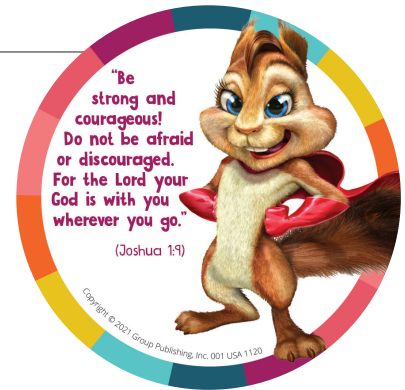
In our Bible passage, Rahab made a hard—and brave—choice. She was probably pretty worried about what would happen to her, but she had faith in God's strength and everything turned out okay. God helps us be brave. *(We're brave!)*



Supplies

- Rockette Bible Memory Buddy stickers (1 per child)
- Take-It-Home Flyers (Unit 2, Week 2) (1 per child)

Friendship Finale



Have kids sit in knee-to-knee circles with their Connect Crews.

Rockette, our Bible Memory Buddy, can help us remember that God helps us be brave. (We're brave!) You'll each receive a Rockette sticker to help you remember God helps you be brave throughout your week. You can wear your sticker now or take it home with you. Crew Guides will give each person a sticker like this.

- Ask a willing child to help you demonstrate the following actions.
- Kneel and say the child's name, then have the child "climb down" to you to receive the sticker on the floor.
- As they give each child a Bible Memory Buddy sticker in the same way, Crew Guides say, "God helps [child's name] be brave."
- Crew Guides give thumbs-up when everyone has received a sticker.

God shows us the right thing to do, even when it feels scary or risky. He gives us strength and courage. Just like he helped Rahab bravely make an unexpected choice, God helps us be brave. (We're brave!)

And here's something else unexpected that also shows us how God's plan is at work. Rahab lived during the time of the Old Testament in the Bible, *loong* before Jesus was born. But her name comes up again during the time Jesus was alive; you can find the reference in the New Testament in Matthew 1:5. Most Bible scholars believe it was the same Rahab who helped God's people become part of King David's family that eventually led to Jesus! Rahab was part of God's plan all along to rescue the world from sin through Jesus. Now *that's* amazing!

I'd like to read you something now about our friend Jesus. As you listen, close your eyes, imagine he's sitting next to you, and focus on the words. Pause as kids close their eyes. Listen as I read about Jesus.

- Read the first section of the Unit 2, Week 2 Take-It-Home Flyer.
- **Now I'll give you one of these flyers to help you talk about Jesus' love in your Crews and at home, too.**
- Distribute Take-It-Home Flyers to Crew Guides, and have them share about their own friendship with Jesus as they discuss the "Talk Starter" question and then invite kids to share.
- Kids share prayer requests—things they'd like to tell Jesus—in their Connect Crews.
- Connect Crews pray together.
- Crew Guides distribute Take-It-Home Flyers and follow the directions to help kids fold the paper to "fly" home. 🌈

Saying each child's name in a loving way helps kids simply experience Jesus' love through you!

